

Signify Classified - Internal
Cooper Lighting Solutions Photometric Lab
1121 Highway 74 South
Peachtree City, GA 30269



Scaled data based on original data using
LM-79-08 Approved Method: Electrical and Photometric Measurements of Solid-
State Lighting Products

Test Report Prepared for
Cooper Lighting Solutions
(formerly Eaton)

Brand: STREETWORKS

Report Number: P867592

Luminaire Tested: **MEM2-HTN-SA-100-740-U-T2U-HSS**

Issue Date: 08/21/2024



Test Information

Test Method: LM-79-08
Report Number: P867592
Test Lab: INNOVATION CENTER(G3)
Issue Date: 08/21/2024
Manufacturer: COOPER LIGHTING SOLUTIONS (FORMERLY EATON)
Product Line: STREETWORKS
Catalog Number: MEM2-HTN-SA-100-740-U-T2U-HSS
Description: EPIC MODERN TALL HOUSING DISCRETE LED ARRAYS 100W 70CRI 4000K
FIXTURE w/ TYPE II URBAN DISTRIBUTION OPTIC AND HOUSE SIDE SHIELD
Light Source: (20) 4000K CCT, 70 CRI LEDS
Ballast/Driver: ELECTRONIC DRIVER

Summary

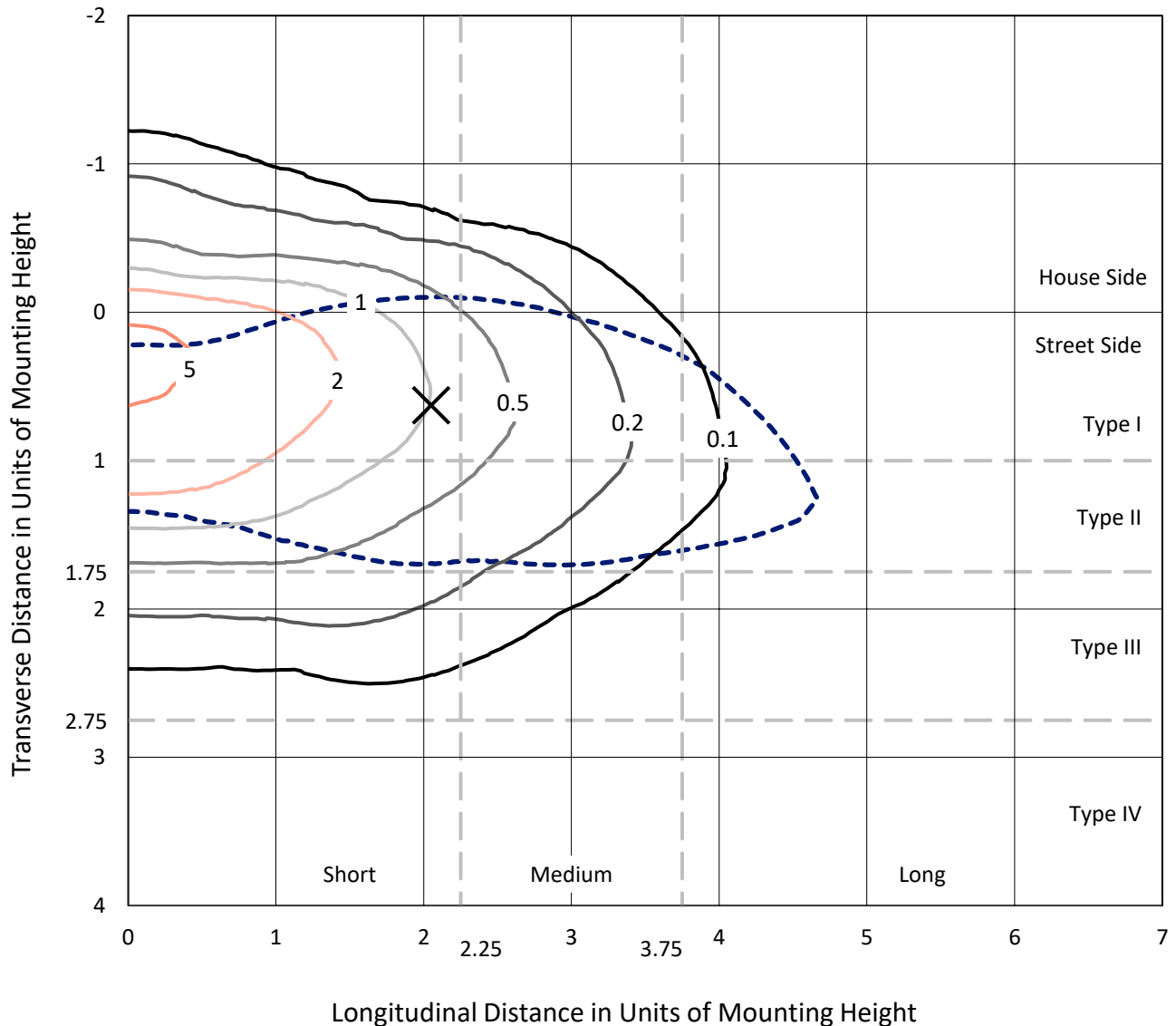
Lumens per Lamp: N/A
Luminaire Lumens: 8702 lumens
Efficiency: N/A
Efficacy: 96.7 lumens/watt
Luminous Opening: Rectangular (W 0.67' x L: 0.33' x H: 0')
IES Classification: Type II - Short
BUG Rating: B1 - U0 - G2

Input Watts (W): 90
Input Voltage (V): 120
Input Current (A_{in}): NR
Voltage Rise (V): NR
Power Factor: 0.99
Total Harmonic Distortion (THDi): 6.20%
Frequency (hertz): 60
Stabilization Time: NR
Operation Time: NR
Ambient Temperature (°C): NR
Test Distance: 24 FT

REPORT NUMBER: P867592
 CATALOG NUMBER: MEM2-HTN-SA-100-740-U-T2U-HSS

Iso-Footcandle Lines of Horizontal Illumination

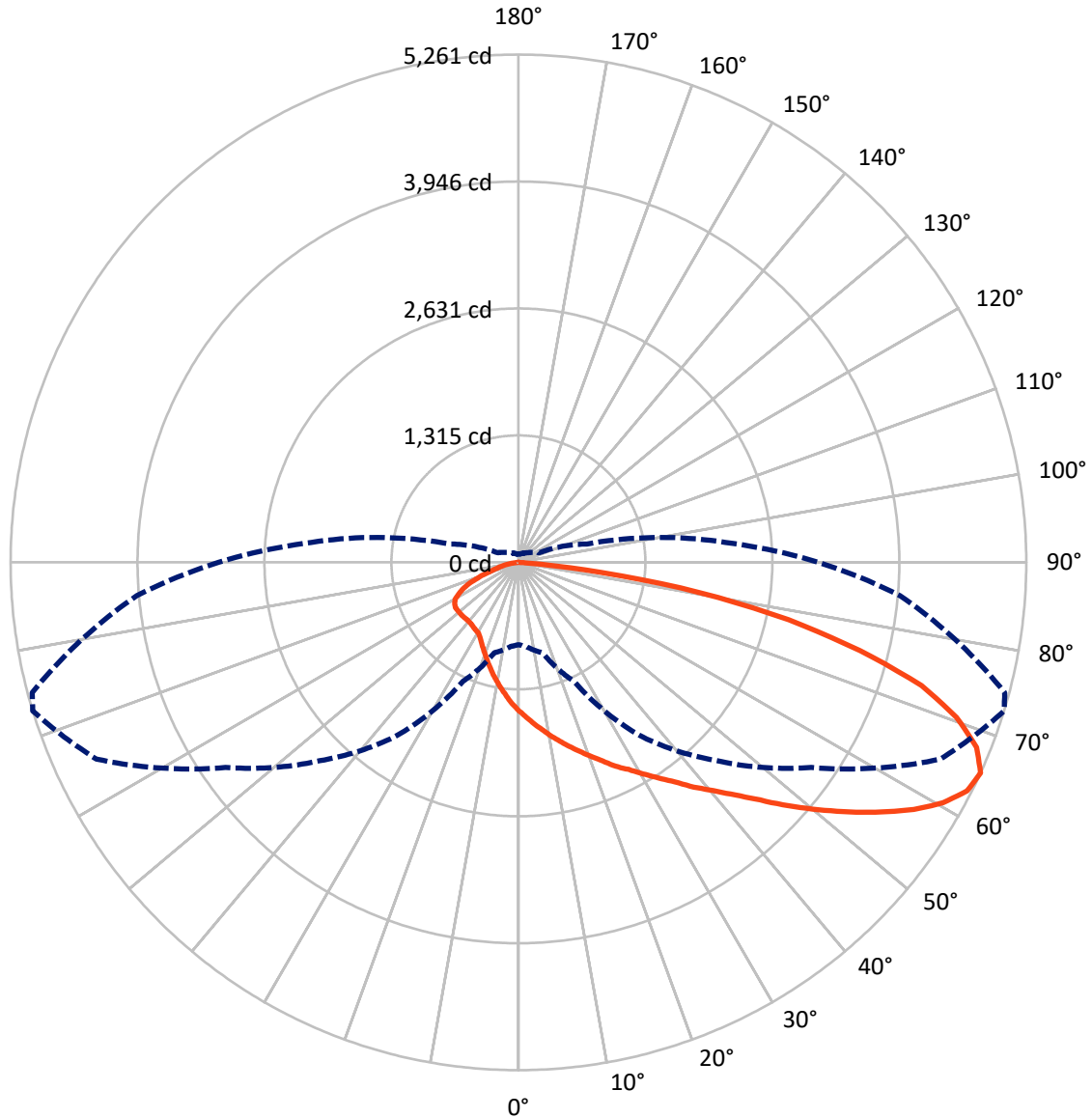
× Max cd
 - - - 1/2 Max cd



Based on 20 foot mounting height. Maximum calculated value = 6.2 fc
 Type II - Short - N/A

REPORT NUMBER: P867592
CATALOG NUMBER: MEM2-HTN-SA-100-740-U-T2U-HSS

Luminous Intensity Polar Plot



— Vertical Plane Through 73-Deg Lateral - - - Horizontal Cone Through 65-Deg Vertical

REPORT NUMBER: P867592

CATALOG NUMBER: MEM2-HTN-SA-100-740-U-T2U-HSS

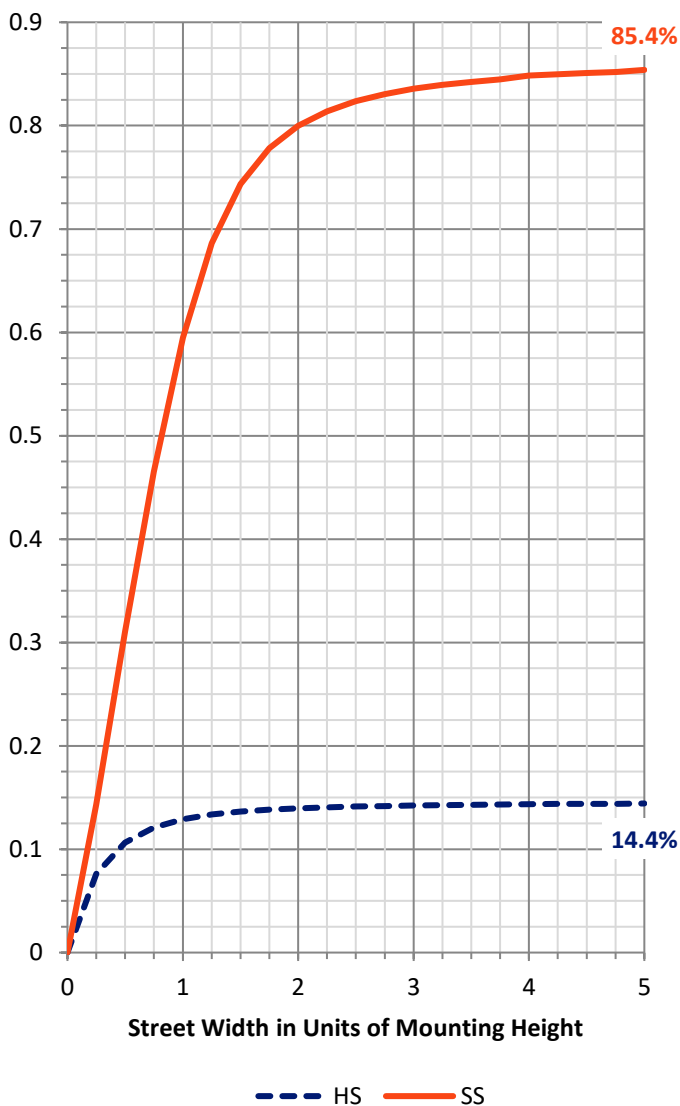
FLUX DISTRIBUTION:

		Downward	Upward	Total
House Side	Lumens	1265.4	0.0	1265.4
	% Fixture	14.5	0.0	14.5
Street Side	Lumens	7436.6	0.0	7436.6
	% Fixture	85.5	0.0	85.5
Total	Lumens	8702.0	0.0	8702.0
	% Fixture	100.0	0.0	100.0

ZONAL LUMENS:

Zone	Lumens	% Fixture
0°-10°	149.0	1.7
10°-20°	452.9	5.2
20°-30°	758.5	8.7
30°-40°	1144.1	13.1
40°-50°	1616.6	18.6
50°-60°	1819.0	20.9
60°-70°	1631.1	18.7
70°-80°	992.1	11.4
80°-90°	138.8	1.6
90°-100°	0.0	0.0
100°-110°	0.0	0.0
110°-120°	0.0	0.0
120°-130°	0.0	0.0
130°-140°	0.0	0.0
140°-150°	0.0	0.0
150°-160°	0.0	0.0
160°-170°	0.0	0.0
170°-180°	0.0	0.0
0°-90°	8702.0	100.0
0°-180°	8702.0	100.0

Coefficient of Utilization



REPORT NUMBER: P867592

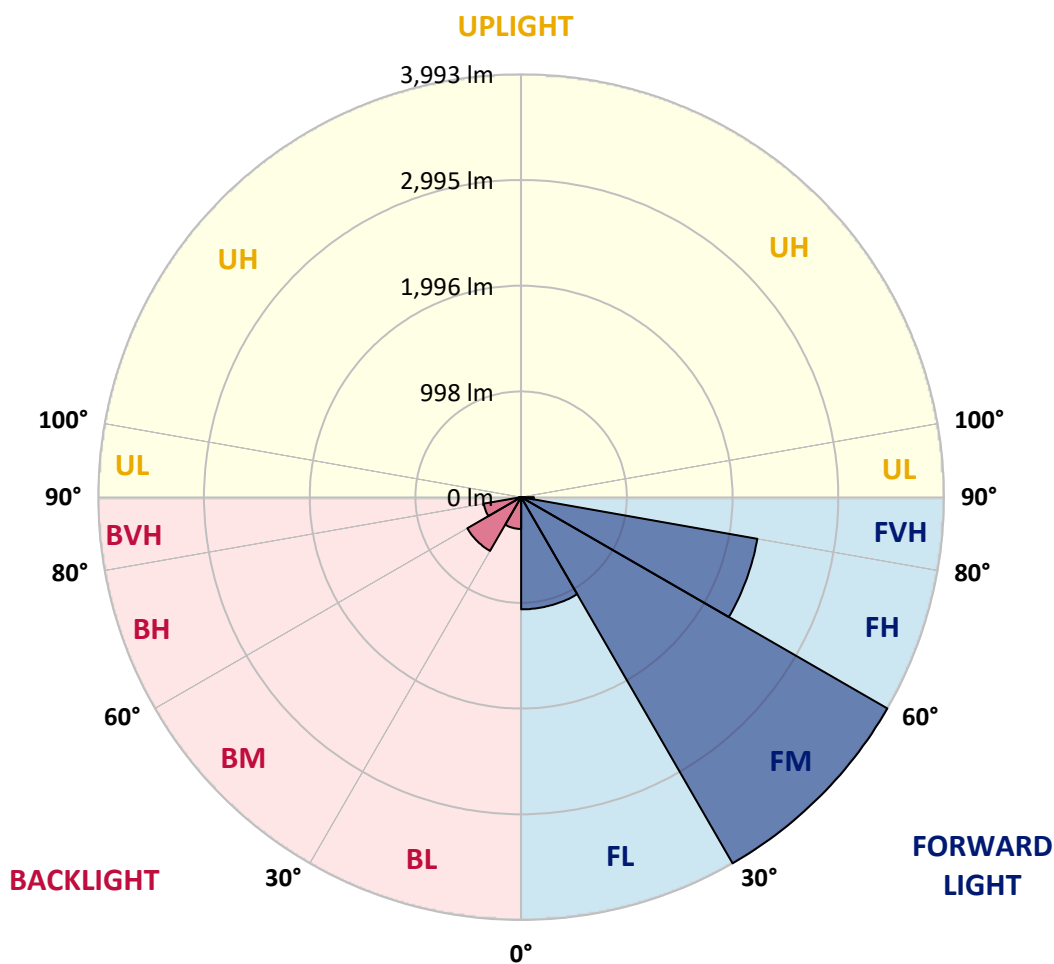
CATALOG NUMBER: MEM2-HTN-SA-100-740-U-T2U-HSS

LUMINAIRE CLASSIFICATION SYSTEM LUMEN TABLE AND BUG RATING:

Zone		Lumens	% Fixture	Zone Rating/Lumen Limit		
				B	U	G
FL	(0°-30°)	1059.7	12.2			
FM	(30°-60°)	3992.9	45.9			
FH	(60°-80°)	2264.8	26.0			G2/5000
FVH	(80°-90°)	119.2	1.4			G2/225
BL	(0°-30°)	300.6	3.5	B1/500		
BM	(30°-60°)	586.8	6.7	B1/1000		
BH	(60°-80°)	358.4	4.1	B1/500		G1/500
BVH	(80°-90°)	19.6	0.2			G1/100
UL	(90°-100°)	0.0	0.0		U0/0	
UH	(100°-180°)	0.0	0.0		U0/0	

BUG Rating: B1-U0-G2

Type II Short





REPORT NUMBER: P867592

CATALOG NUMBER: MEM2-HTN-SA-100-740-U-T2U-HSS

CANDELA DISTRIBUTION (FULL):

	0°	5°	15°	25°	35°	45°	55°	65°	73°	75°	85°
0°	1543.8	1543.8	1543.8	1543.8	1543.8	1543.8	1543.8	1543.8	1543.8	1543.8	1543.8
2.5°	1781.8	1771.6	1756.2	1743.4	1720.4	1689.7	1664.1	1630.8	1607.8	1600.1	1566.8
5°	2040.4	2027.6	2009.7	1979.0	1917.5	1881.7	1815.1	1738.3	1676.9	1664.1	1587.3
7.5°	2306.7	2301.5	2260.6	2214.5	2140.3	2060.9	1958.5	1838.2	1748.6	1728.1	1610.3
10°	2532.0	2508.9	2485.9	2442.4	2363.0	2250.3	2117.2	1950.8	1825.4	1792.1	1633.4
12.5°	2667.6	2660.0	2639.5	2588.3	2511.5	2414.2	2255.5	2060.9	1899.6	1853.5	1656.4
15°	2767.5	2775.2	2754.7	2721.4	2642.0	2549.9	2396.3	2176.1	1979.0	1925.2	1682.0
17.5°	2862.2	2857.1	2854.5	2816.1	2744.5	2652.3	2496.1	2270.8	2058.3	1999.5	1707.6
20°	2916.0	2918.5	2913.4	2898.1	2828.9	2739.3	2593.4	2383.5	2145.4	2078.8	1740.9
22.5°	2944.1	2954.4	2964.6	2962.1	2905.7	2836.6	2685.6	2473.1	2235.0	2165.9	1781.8
25°	2962.1	2969.7	2992.8	3023.5	2972.3	2916.0	2788.0	2580.6	2340.0	2260.6	1830.5
27.5°	2977.4	2987.7	3015.8	3061.9	3020.9	2987.7	2877.6	2672.8	2429.6	2357.9	1886.8
30°	3077.3	3090.1	3090.1	3113.1	3067.0	3059.3	2977.4	2782.9	2542.2	2465.4	1958.5
32.5°	3341.0	3315.4	3269.3	3246.2	3136.1	3138.7	3074.7	2892.9	2662.5	2585.7	2048.1
35°	3568.8	3568.8	3512.5	3438.2	3261.6	3225.8	3187.4	3038.9	2793.1	2718.8	2165.9
37.5°	3789.0	3791.5	3732.7	3668.7	3466.4	3338.4	3317.9	3179.7	2954.4	2867.3	2288.7
40°	3927.2	3942.6	3927.2	3878.6	3684.0	3535.5	3445.9	3338.4	3108.0	3041.4	2429.6
42.5°	3950.3	3981.0	4037.3	4052.7	3842.7	3712.2	3609.8	3502.2	3292.3	3218.1	2590.8
45°	3891.4	3901.6	4027.1	4045.0	3960.5	3853.0	3783.9	3694.3	3512.5	3448.5	2770.1
47.5°	3730.1	3709.6	3753.1	3909.3	3942.6	3937.5	3955.4	3911.9	3768.5	3686.6	2967.2
50°	3384.5	3392.2	3533.0	3722.4	3837.6	3968.2	4083.4	4132.0	4027.1	3945.1	3179.7
52.5°	2754.7	2790.5	3059.3	3507.4	3707.1	3947.7	4175.6	4339.4	4295.9	4216.5	3389.6
55°	2263.1	2316.9	2585.7	3161.8	3527.8	3847.9	4229.3	4557.0	4564.7	4503.3	3581.6
57.5°	1771.6	1815.1	2099.3	2626.7	3271.8	3691.7	4237.0	4743.9	4831.0	4759.3	3750.6
60°	1387.6	1418.3	1584.7	2188.9	2956.9	3469.0	4180.7	4892.4	5056.2	5002.5	3896.5
62.5°	1052.2	1075.3	1223.7	1730.6	2570.4	3207.8	3991.2	4946.2	5215.0	5163.8	3978.4
65°	852.5	873.0	970.3	1359.4	2188.9	2905.7	3704.5	4823.3	5261.1	5215.0	3968.2
67.5°	696.4	704.0	783.4	1059.9	1851.0	2565.2	3284.6	4503.3	5120.2	5117.7	3850.4
70°	563.2	583.7	650.3	844.8	1538.6	2173.5	2795.7	4001.5	4815.6	4841.2	3614.9
72.5°	478.7	483.9	542.7	698.9	1254.5	1763.9	2314.4	3422.9	4367.6	4388.0	3246.2
75°	404.5	412.2	455.7	565.8	1018.9	1400.4	1861.2	2764.9	3655.9	3742.9	2734.2
77.5°	348.2	350.7	381.5	465.9	724.5	1052.2	1364.5	2073.7	2862.2	2923.7	2147.9
80°	273.9	279.1	312.3	368.7	504.3	683.6	942.1	1418.3	1912.4	1981.5	1487.4
82.5°	128.0	143.4	151.0	202.2	263.7	337.9	445.5	591.4	865.3	862.8	693.8
85°	12.8	10.2	10.2	15.4	23.0	23.0	28.2	33.3	66.6	79.4	61.4
87.5°	0.0	0.0	0.0	2.6	5.1	5.1	5.1	7.7	7.7	7.7	7.7
90°	0.0	0.0	0.0	0.0	0.0	0.0	0.0	0.0	0.0	0.0	0.0



REPORT NUMBER: P867592

CATALOG NUMBER: MEM2-HTN-SA-100-740-U-T2U-HSS

CANDELA DISTRIBUTION (continued):

	90°	95°	105°	115°	125°	135°	145°	155°	165°	175°	180°
0°	1543.8	1543.8	1543.8	1543.8	1543.8	1543.8	1543.8	1543.8	1543.8	1543.8	1543.8
2.5°	1551.4	1528.4	1487.4	1449.0	1423.4	1402.9	1369.7	1349.2	1333.8	1313.3	1310.8
5°	1546.3	1505.4	1423.4	1354.3	1287.7	1231.4	1172.5	1136.7	1098.3	1080.4	1095.7
7.5°	1551.4	1484.9	1356.9	1251.9	1152.1	1062.5	985.6	937.0	901.2	883.2	885.8
10°	1554.0	1466.9	1300.5	1154.6	1026.6	921.6	834.6	768.0	724.5	714.3	701.5
12.5°	1548.9	1443.9	1244.2	1059.9	906.3	791.1	688.7	637.5	593.9	573.5	573.5
15°	1554.0	1426.0	1185.3	972.8	798.8	665.6	578.6	522.3	496.7	478.7	481.3
17.5°	1554.0	1410.6	1129.0	888.4	693.8	570.9	491.5	445.5	419.9	409.6	407.1
20°	1571.9	1397.8	1075.3	809.0	601.6	486.4	422.4	386.6	366.1	355.9	350.7
22.5°	1584.7	1387.6	1026.6	732.2	524.8	425.0	371.2	337.9	322.6	317.5	317.5
25°	1607.8	1385.0	983.1	658.0	463.4	378.9	330.3	304.7	291.9	286.7	286.7
27.5°	1641.0	1390.1	942.1	593.9	417.3	332.8	297.0	276.5	268.8	266.3	263.7
30°	1689.7	1413.2	916.5	545.3	373.8	304.7	271.4	258.6	253.5	250.9	250.9
32.5°	1753.7	1454.1	906.3	519.7	348.2	281.6	253.5	243.2	238.1	238.1	235.5
35°	1833.0	1500.2	898.6	496.7	330.3	266.3	240.7	230.4	227.9	227.9	227.9
37.5°	1927.8	1548.9	885.8	481.3	320.0	253.5	230.4	220.2	220.2	220.2	220.2
40°	2032.7	1620.6	883.2	471.1	312.3	245.8	220.2	209.9	209.9	209.9	209.9
42.5°	2150.5	1697.4	880.7	463.4	307.2	240.7	209.9	199.7	199.7	199.7	199.7
45°	2293.9	1794.6	885.8	458.3	307.2	235.5	202.2	189.4	186.9	186.9	186.9
47.5°	2434.7	1886.8	890.9	453.1	302.1	227.9	192.0	179.2	176.6	174.1	174.1
50°	2585.7	1981.5	890.9	448.0	297.0	220.2	184.3	166.4	163.8	161.3	161.3
52.5°	2734.2	2060.9	893.5	440.3	284.2	207.4	171.5	156.2	151.0	148.5	145.9
55°	2877.6	2145.4	896.0	427.5	268.8	194.6	163.8	145.9	138.2	133.1	133.1
57.5°	2985.1	2214.5	883.2	401.9	248.3	181.8	151.0	133.1	122.9	117.8	117.8
60°	3087.5	2258.0	860.2	363.5	227.9	169.0	140.8	120.3	110.1	105.0	105.0
62.5°	3128.5	2265.7	806.4	297.0	202.2	156.2	128.0	110.1	102.4	99.8	99.8
65°	3105.4	2232.4	734.8	235.5	179.2	140.8	117.8	102.4	92.2	84.5	84.5
67.5°	2980.0	2117.2	637.5	186.9	156.2	128.0	107.5	92.2	81.9	74.2	74.2
70°	2741.9	1932.9	496.7	148.5	135.7	112.6	97.3	84.5	74.2	66.6	66.6
72.5°	2391.2	1676.9	361.0	125.4	117.8	99.8	87.0	76.8	66.6	61.4	61.4
75°	1971.3	1292.9	256.0	107.5	105.0	89.6	79.4	69.1	61.4	56.3	56.3
77.5°	1479.8	901.2	199.7	94.7	92.2	81.9	71.7	64.0	56.3	53.8	51.2
80°	985.6	558.1	151.0	71.7	69.1	64.0	58.9	53.8	46.1	41.0	41.0
82.5°	440.3	235.5	76.8	41.0	35.8	30.7	25.6	17.9	17.9	15.4	15.4
85°	46.1	30.7	15.4	10.2	10.2	7.7	7.7	7.7	5.1	5.1	5.1
87.5°	7.7	7.7	5.1	5.1	5.1	2.6	2.6	2.6	2.6	2.6	2.6
90°	0.0	0.0	0.0	0.0	0.0	0.0	0.0	0.0	0.0	0.0	0.0

LM-79-2019: Approved Method: Electrical and Photometric Measurements of Solid-
State Lighting Products

Report Prepared for

Cooper Lighting Solutions

Streetworks

Report Number: SP1-2407-157-5

Test Date: 08/07/2024

Luminaire Tested: MEM2-HTN-SA-40-740-U-5WQ-2

Data in this report applies to families of products including MEM2-HTN-SA-40-740-U-5WQ-2

Test Information

Test Method: LM-79-2019
 Report Number: SP1-2407-157-5
 Test Lab: COOPER LIGHTING SOLUTIONS
 Photometer: SP1 - 76IN SPHERE
 Measurement Geometry: 4π
 Issue Date: 08/20/2024
 Manufacturer: COOPER LIGHTING SOLUTIONS
 Product Line: Streetworks
 Catalog Number: **MEM2-HTN-SA-40-740-U-5WQ-2**
 Description: Epic Modern Light Square 40W 5WQ Optic and Flare Trim

Spectral Parameters

CCT (K): 3915
 CIE u': 0.2262
 CIE v': 0.5044
 Duv: 0.0010
 CIE x: 0.3850
 CIE y: 0.3816
 CIE z: 0.2334
 Peak Wavelength (nm): 449
 Dominant Wavelength (nm): 578
 Purity: 30.05482
 R_f: 73.2
 R_g: 93.9

CRI (Ra):	71.0		
R1:	67.6	R9:	-38.4
R2:	78.3	R10:	48.9
R3:	87.1	R11:	65.3
R4:	69.7	R12:	40.4
R5:	67.4	R13:	69.3
R6:	69.3	R14:	92.6
R7:	79.7	R15:	59.9
R8:	48.7		



Test Conditions

Stabilization Time: 21M
 Operation Time: 1H 21M
 Sphere Temperature (°C): 24.2

REPORT NUMBER: SP1-2407-157-5

Measurement and Test Equipment			
Instrument	Identification Number	Calibration Date	Calibration Due Date
Photometer	IN0058	6/18/2024	12/18/2024
Power Meter	INXT2011004	2/8/2024	2/8/2025
AC Power Source	IN0063	10/24/2023	10/24/2024
DC Power Source	IN0208	10/24/2023	10/24/2024
Sphere Thermometer	IN0085	10/24/2023	10/24/2024
Room Thermometer	IN0046	10/24/2023	10/24/2024

REPORT NUMBER: SP1-2407-157-5

CIE 1931 Chromaticity Diagram



CIE 1931 Chromaticity Diagram with 2017 ANSI 7-Step and 4-Step Quadrangles



Point lies inside the ANSI 4000K 4-step quadrangle

REPORT NUMBER: SP1-2407-157-5

Photopic Flux vs. Wavelength



Photopic Lumens: NR

λ (nm)	Power W [^] /nm	Lumens (φ/nm)	λ (nm)	Power W [^] /nm	Lumens (φ/nm)	λ (nm)	Power W [^] /nm	Lumens (φ/nm)	λ (nm)	Power W [^] /nm	Lumens (φ/nm)	λ (nm)	Power W [^] /nm	Lumens (φ/nm)
360	0	NR	490	112	NR	620	618	NR	750	15	NR	880	0	NR
365	0	NR	495	153	NR	625	563	NR	755	13	NR	885	0	NR
370	0	NR	500	216	NR	630	510	NR	760	11	NR	890	0	NR
375	0	NR	505	291	NR	635	456	NR	765	9	NR	895	0	NR
380	0	NR	510	366	NR	640	407	NR	770	8	NR	900	0	NR
385	0	NR	515	436	NR	645	359	NR	775	7	NR	905	0	NR
390	0	NR	520	492	NR	650	316	NR	780	6	NR	910	0	NR
395	2	NR	525	536	NR	655	277	NR	785	5	NR	915	0	NR
400	4	NR	530	567	NR	660	240	NR	790	4	NR	920	0	NR
405	7	NR	535	596	NR	665	208	NR	795	4	NR	925	0	NR
410	12	NR	540	619	NR	670	179	NR	800	3	NR	930	0	NR
415	25	NR	545	644	NR	675	154	NR	805	3	NR	935	0	NR
420	51	NR	550	671	NR	680	133	NR	810	3	NR	940	0	NR
425	100	NR	555	701	NR	685	114	NR	815	2	NR	945	0	NR
430	180	NR	560	735	NR	690	98	NR	820	2	NR	950	0	NR
435	315	NR	565	768	NR	695	83	NR	825	2	NR	955	0	NR
440	514	NR	570	798	NR	700	71	NR	830	1	NR	960	0	NR
445	828	NR	575	825	NR	705	61	NR	835	1	NR	965	0	NR
450	992	NR	580	843	NR	710	52	NR	840	1	NR	970	0	NR
455	652	NR	585	848	NR	715	44	NR	845	1	NR	975	0	NR
460	382	NR	590	844	NR	720	38	NR	850	1	NR	980	0	NR
465	282	NR	595	826	NR	725	32	NR	855	1	NR	985	0	NR
470	180	NR	600	800	NR	730	28	NR	860	1	NR	990	0	NR
475	119	NR	605	762	NR	735	24	NR	865	1	NR	995	0	NR
480	101	NR	610	719	NR	740	20	NR	870	1	NR	1000	0	NR
485	98	NR	615	669	NR	745	17	NR	875	0	NR			

REPORT NUMBER: SP1-2407-157-5

Scotopic Flux vs. Wavelength



Scotopic Lumens: NR

S/P: 1.49

λ (nm)	Power W [^] /nm	Lumens (φ/nm)	λ (nm)	Power W [^] /nm	Lumens (φ/nm)	λ (nm)	Power W [^] /nm	Lumens (φ/nm)	λ (nm)	Power W [^] /nm	Lumens (φ/nm)	λ (nm)	Power W [^] /nm	Lumens (φ/nm)
360	0	NR	490	112	NR	620	618	NR	750	15	NR	880	0	NR
365	0	NR	495	153	NR	625	563	NR	755	13	NR	885	0	NR
370	0	NR	500	216	NR	630	510	NR	760	11	NR	890	0	NR
375	0	NR	505	291	NR	635	456	NR	765	9	NR	895	0	NR
380	0	NR	510	366	NR	640	407	NR	770	8	NR	900	0	NR
385	0	NR	515	436	NR	645	359	NR	775	7	NR	905	0	NR
390	0	NR	520	492	NR	650	316	NR	780	6	NR	910	0	NR
395	2	NR	525	536	NR	655	277	NR	785	5	NR	915	0	NR
400	4	NR	530	567	NR	660	240	NR	790	4	NR	920	0	NR
405	7	NR	535	596	NR	665	208	NR	795	4	NR	925	0	NR
410	12	NR	540	619	NR	670	179	NR	800	3	NR	930	0	NR
415	25	NR	545	644	NR	675	154	NR	805	3	NR	935	0	NR
420	51	NR	550	671	NR	680	133	NR	810	3	NR	940	0	NR
425	100	NR	555	701	NR	685	114	NR	815	2	NR	945	0	NR
430	180	NR	560	735	NR	690	98	NR	820	2	NR	950	0	NR
435	315	NR	565	768	NR	695	83	NR	825	2	NR	955	0	NR
440	514	NR	570	798	NR	700	71	NR	830	1	NR	960	0	NR
445	828	NR	575	825	NR	705	61	NR	835	1	NR	965	0	NR
450	992	NR	580	843	NR	710	52	NR	840	1	NR	970	0	NR
455	652	NR	585	848	NR	715	44	NR	845	1	NR	975	0	NR
460	382	NR	590	844	NR	720	38	NR	850	1	NR	980	0	NR
465	282	NR	595	826	NR	725	32	NR	855	1	NR	985	0	NR
470	180	NR	600	800	NR	730	28	NR	860	1	NR	990	0	NR
475	119	NR	605	762	NR	735	24	NR	865	1	NR	995	0	NR
480	101	NR	610	719	NR	740	20	NR	870	1	NR	1000	0	NR
485	98	NR	615	669	NR	745	17	NR	875	0	NR			

REPORT NUMBER: SP1-2407-157-5

Melanopic Flux vs. Wavelength



Melanopic Lumens: NR

M/P: 2.88

λ (nm)	Power W [^] /nm	Lumens (φ/nm)	λ (nm)	Power W [^] /nm	Lumens (φ/nm)	λ (nm)	Power W [^] /nm	Lumens (φ/nm)	λ (nm)	Power W [^] /nm	Lumens (φ/nm)	λ (nm)	Power W [^] /nm	Lumens (φ/nm)
360	0	NR	490	112	NR	620	618	NR	750	15	NR	880	0	NR
365	0	NR	495	153	NR	625	563	NR	755	13	NR	885	0	NR
370	0	NR	500	216	NR	630	510	NR	760	11	NR	890	0	NR
375	0	NR	505	291	NR	635	456	NR	765	9	NR	895	0	NR
380	0	NR	510	366	NR	640	407	NR	770	8	NR	900	0	NR
385	0	NR	515	436	NR	645	359	NR	775	7	NR	905	0	NR
390	0	NR	520	492	NR	650	316	NR	780	6	NR	910	0	NR
395	2	NR	525	536	NR	655	277	NR	785	5	NR	915	0	NR
400	4	NR	530	567	NR	660	240	NR	790	4	NR	920	0	NR
405	7	NR	535	596	NR	665	208	NR	795	4	NR	925	0	NR
410	12	NR	540	619	NR	670	179	NR	800	3	NR	930	0	NR
415	25	NR	545	644	NR	675	154	NR	805	3	NR	935	0	NR
420	51	NR	550	671	NR	680	133	NR	810	3	NR	940	0	NR
425	100	NR	555	701	NR	685	114	NR	815	2	NR	945	0	NR
430	180	NR	560	735	NR	690	98	NR	820	2	NR	950	0	NR
435	315	NR	565	768	NR	695	83	NR	825	2	NR	955	0	NR
440	514	NR	570	798	NR	700	71	NR	830	1	NR	960	0	NR
445	828	NR	575	825	NR	705	61	NR	835	1	NR	965	0	NR
450	992	NR	580	843	NR	710	52	NR	840	1	NR	970	0	NR
455	652	NR	585	848	NR	715	44	NR	845	1	NR	975	0	NR
460	382	NR	590	844	NR	720	38	NR	850	1	NR	980	0	NR
465	282	NR	595	826	NR	725	32	NR	855	1	NR	985	0	NR
470	180	NR	600	800	NR	730	28	NR	860	1	NR	990	0	NR
475	119	NR	605	762	NR	735	24	NR	865	1	NR	995	0	NR
480	101	NR	610	719	NR	740	20	NR	870	1	NR	1000	0	NR
485	98	NR	615	669	NR	745	17	NR	875	0	NR			

Summary

$R_f = 73.2$
 $R_g = 93.9$
 $CIE R_a = 71.0$
 $R_g = -38.4$



Color Vector Graphics



Individual Sample Fidelity Index ($R_{f,i}$)

CES01 = 85	CES26 = 61	CES51 = 88	CES76 = 50
CES02 = 61	CES27 = 88	CES52 = 87	CES77 = 69
CES03 = 30	CES28 = 81	CES53 = 77	CES78 = 53
CES04 = 70	CES29 = 65	CES54 = 84	CES79 = 81
CES05 = 47	CES30 = 81	CES55 = 83	CES80 = 78
CES06 = 50	CES31 = 69	CES56 = 73	CES81 = 77
CES07 = 40	CES32 = 60	CES57 = 72	CES82 = 91
CES08 = 39	CES33 = 76	CES58 = 73	CES83 = 89
CES09 = 29	CES34 = 70	CES59 = 85	CES84 = 86
CES10 = 74	CES35 = 83	CES60 = 89	CES85 = 77
CES11 = 57	CES36 = 91	CES61 = 81	CES86 = 71
CES12 = 63	CES37 = 79	CES62 = 85	CES87 = 76
CES13 = 42	CES38 = 92	CES63 = 72	CES88 = 80
CES14 = 74	CES39 = 96	CES64 = 64	CES89 = 70
CES15 = 71	CES40 = 91	CES65 = 61	CES90 = 79
CES16 = 46	CES41 = 93	CES66 = 57	CES91 = 74
CES17 = 49	CES42 = 80	CES67 = 54	CES92 = 57
CES18 = 56	CES43 = 76	CES68 = 63	CES93 = 74
CES19 = 72	CES44 = 99	CES69 = 73	CES94 = 51
CES20 = 65	CES45 = 85	CES70 = 55	CES95 = 65
CES21 = 86	CES46 = 82	CES71 = 48	CES96 = 76
CES22 = 78	CES47 = 86	CES72 = 83	CES97 = 84
CES23 = 92	CES48 = 77	CES73 = 45	CES98 = 75
CES24 = 91	CES49 = 80	CES74 = 93	CES99 = 62
CES25 = 72	CES50 = 88	CES75 = 51	



Color Rendition by Hue-Angle Bin



Measure Comparisons



(END OF REPORT)